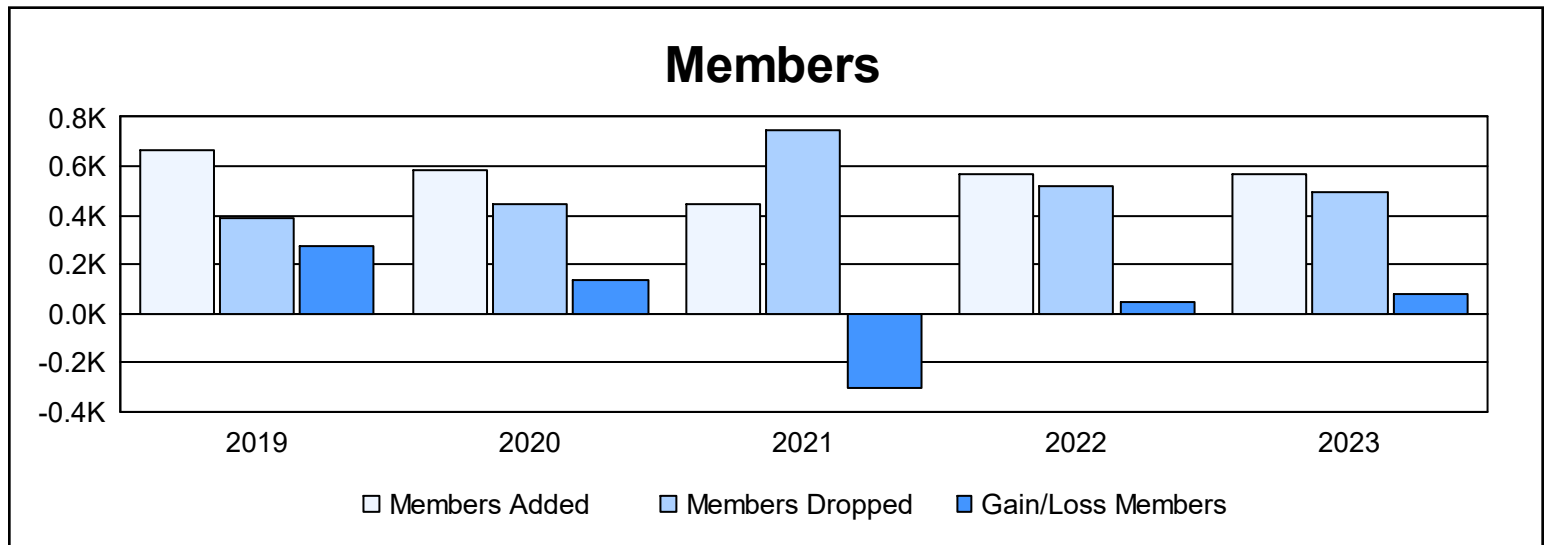
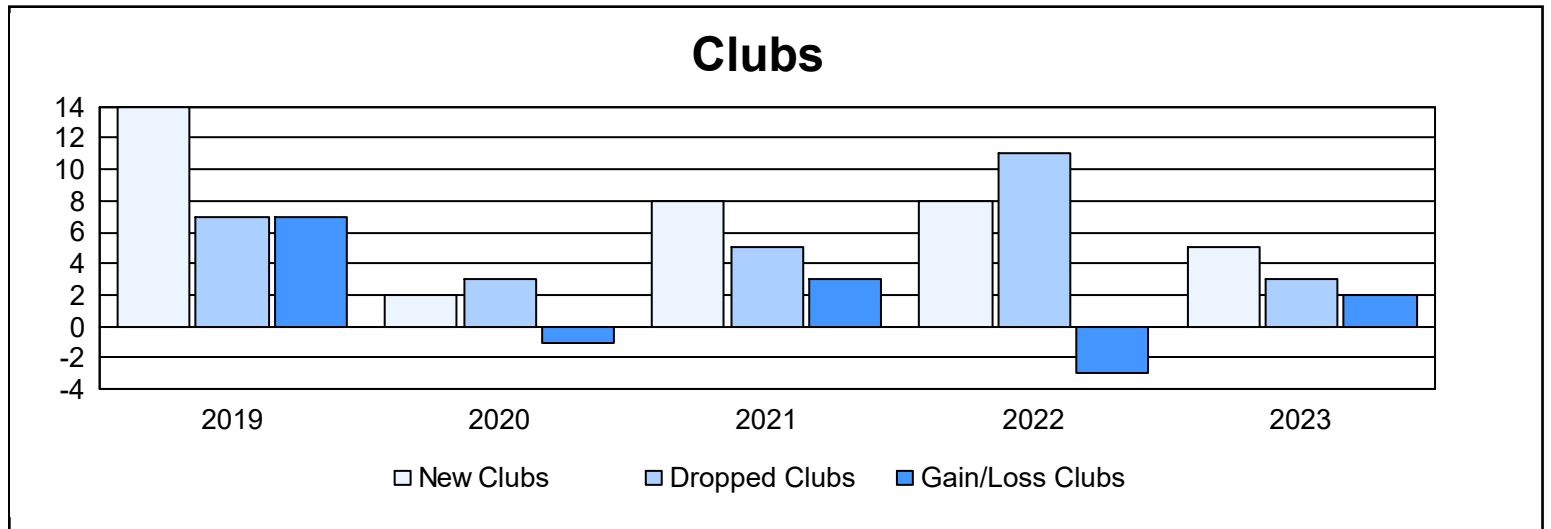
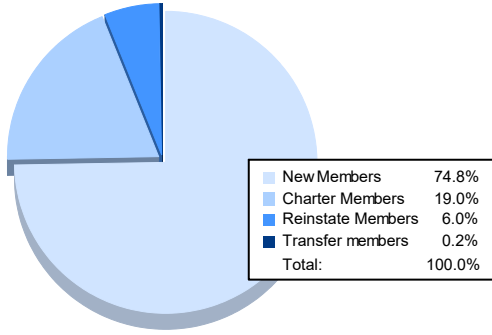


| Year           | New Clubs | Dropped Clubs | Gain/ Loss Clubs | New Members | Charter Members | Reinstate Members | Transfer Members | Total Member Added | Total Members Dropped | Gain/ Loss Members |
|----------------|-----------|---------------|------------------|-------------|-----------------|-------------------|------------------|--------------------|-----------------------|--------------------|
| 2018-2019      | 14        | 7             | 7                | 214         | 435             | 11                | 4                | 664                | 392                   | 272                |
| 2019-2020      | 2         | 3             | -1               | 406         | 138             | 34                | 2                | 580                | 442                   | 138                |
| 2020-2021      | 8         | 5             | 3                | 245         | 191             | 3                 | 4                | 443                | 749                   | -306               |
| 2021-2022      | 8         | 11            | -3               | 353         | 185             | 30                | 1                | 569                | 521                   | 48                 |
| 2022-2023      | 5         | 3             | 2                | 425         | 108             | 34                | 1                | 568                | 491                   | 77                 |
| <b>Average</b> | <b>7</b>  | <b>6</b>      | <b>2</b>         | <b>329</b>  | <b>211</b>      | <b>22</b>         | <b>2</b>         | <b>565</b>         | <b>519</b>            | <b>46</b>          |



### Membership Composition June 2023 Cumulative



### Gender Composition June 2023 Cumulative

